

Case Title

投稿者名



(患者の概要)

Name A.B. (M or F)

Age 生年月日

FE 初診日

C.C. 主訴



Present arch

7 6 5	3 2 1		1 2 3	5 6 7
<hr/>				
7 6 5	3 2 1		1 2 3	5 6 7

Defective Rest.

7 6 5	3 2		2	5 6 7
<hr/>				
7 6 5				5 6 7



Missing Teeth

	4		4
<hr/>			
	4		4

Tooth of version

	2 1		1 2
<hr/>			
	3 2		2



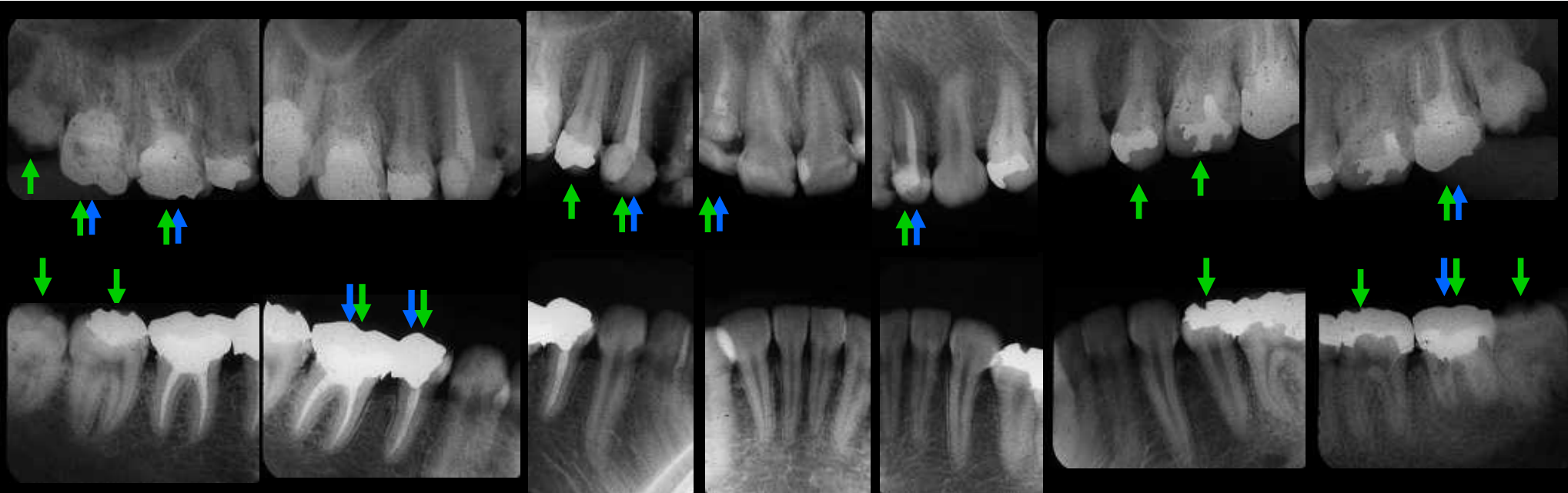
Mobility Teeth

123

<hr/>			

Hopeless Teeth

<hr/>			



Carious tooth
 Required endo. trt.
 Furcation involvement
 ▲ ▲ ▲

4 23	322	323		323	323	222		222	223	323		323	222	222
7	6	5		3	2	1		1	2	3		5	6	7

4 22	222	223		323	323	222		222	223	333		333	222	222
---------------------------------------	-----	-----	--	-----	-----	-----	--	-----	-----	-----	--	-----	-----	-----

322	2 24	323		222	222	222		222	223	222		333	333	3 43
-----	---------------------------------------	-----	--	-----	-----	-----	--	-----	-----	-----	--	-----	-----	---------------------------------------

7	6	5		3	2	1		1	2	3		5	6	7
---	---	---	--	---	---	---	--	---	---	---	--	---	---	---

322	223	323		222	222	222		222	222	222		333	333	3 43
-----	-----	-----	--	-----	-----	-----	--	-----	-----	-----	--	-----	-----	---------------------------------------

Probing depth (Bleeding Teeth)



Guiding teeth

Right $\frac{6\ 4\ 3}{6\ 4\ 3}$

Left $\frac{\quad\quad\quad}{3\ 4\ 6}$

Protrusion $\frac{2\ 1\ | \ 1\ 2}{2\ 1\ | \ 1\ 2}$

Premature contact

— | —

Interference

— | —

Others


TMJ dysfunction N. P.

Occlusal Examinations


(A) Palpation of joints

(1) Crepitus	R : Open (early , late)	R : Close (early , late)	
	L : Open (early , late)	L : Close (early , late)	
(2) Clicking	R : Open (early , late)	R : Close (early , late)	
	L : Open (early , late)	L : Close (early , late)	
(3) Sound of tapping	R : Clear Double	L : Clear Double	
(4) Condylar pain	R	L	
(5) Maximum opening	mm		
(6) Occlusal vertical dimension	Open	Closed	Normal

(B) Midline deviation (when opening)



(C) Midline deviation (C.R. to C.O.)



Diagnostic wax up



Prosthetic Design

Treatment planning

- ✓ **First stage** : Initial treatment
caries treatment , endodontic treatment
periodontal treatment , occlusal adjustment
- ✓ **Second stage** : Definitive treatment
definitive surgery(C.L.P.) , orthodontic
treatment
- ✓ **Third stage** : Restoration
- ✓ **Fourth stage** : Maintenance

First stage
Initial treatment



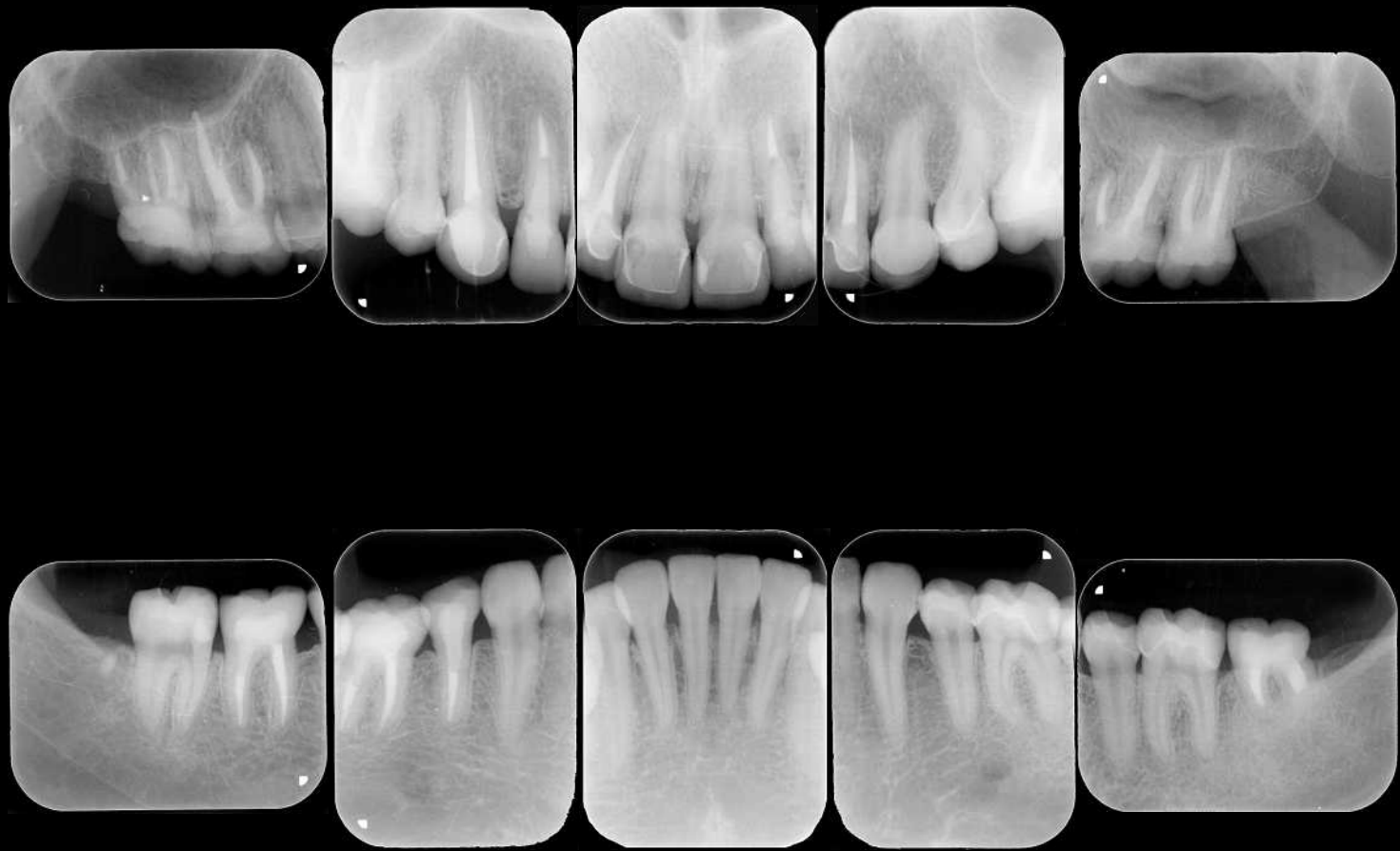
Second stage



Third stage

2004





Maintenance stage

2009



症例の概要と考察